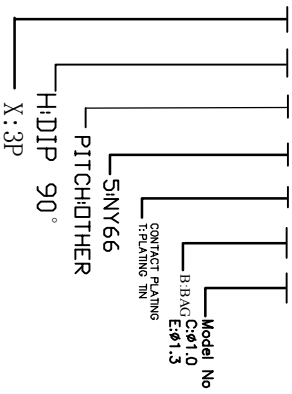


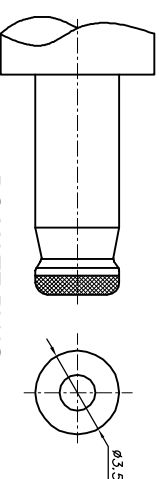
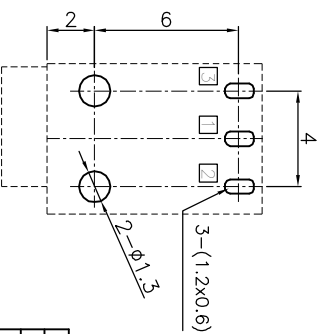
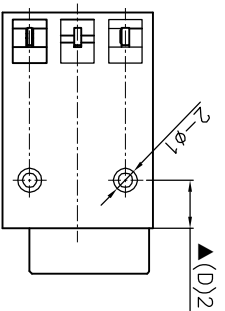
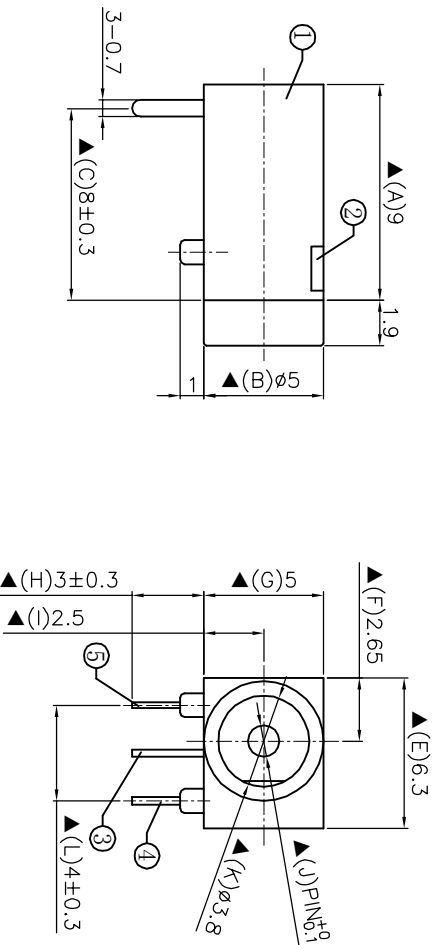
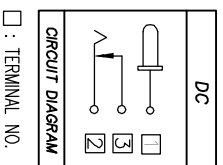
REV.	ECN NO.	LOCATIONS	DESCRIPTION	DATE	CHANGER
A				08-23-13	

Ordering information

T-D D J X H O 5 T B-X X



Model No.	C	E
PIN	Ø1.0	Ø1.3



NO.	DESCRIPTION	QTY	MATERIAL	PART NO.	REMARK
⑤	Shunt terminal	1	Brass t=0.3	DC000030-03	Silver plating
④	Tip spring	1	SUS301 t=0.2	DC000030-02	Silver plating
③	Center pin	1	Brass t=0.3	DC000030-99C/E	Silver plating
②	Cover	1	PA66/PBT	DC000030-S2	Black
①	Housing	1	PA66/PBT	DC00003A-S1	Black

RECOMMENDED P. C. B. LAYOUT
UNSPECIFIED TOLERANCE: ±0.05
(COPPER-STEEL VIB)

- Specification:
1. Rating : DC 20V 2A ;
 2. Contact resistance : ≤50mΩ ;
After test : ≤100mΩ ;
 3. Insulation resistance : ≥100MΩ (500VDC) ;
After test : ≥50MΩ ;
 4. Withstand voltage : 500VAC ;
 5. Insertion and extraction force : 3N~30N ;
 6. Life test : 5000cycles min ;
 7. Operation temperature range: -20°C~70°C ;
 8. Preservative temperature range: -40°C~85°C ;
 9. Sign' ▲ "s importance dimension .

TOLERANCE UNSPECIFIED:

X. ±0.50
X.X. ±0.25
X.XX ±0.15
X.XXX ±0.05
X.XX ±t'
X.X' ±t'



DRAWN BY :		DATE :		TITLE :	
杨熊		8-23-13		成品规格图	
CHECKED BY :		DATE :		PART NAME: DC POWER JACK	
何智权		8-23-13		PART NO. T-DDJXH05TB-XX	
APPROVED BY :		DATE :		MOLD NO.	
陈宗渊		8-23-13		DRAW NO. T-DDJXH05TB-XX	
SCALE: 1:1		SIZE: A4		SHEET 1 OF 1	

DISNT 得升電子股份有限公司
DISNT MECHANICAL ELECTRONIC CO., LTD

DC POWER JACK

PART NAME: DC POWER JACK

PART NO. T-DDJXH05TB-XX

MOLD NO.

DRAW NO. T-DDJXH05TB-XX

SHEET 1 OF 1