

REV.	ECN NO.	LOCATIONS	DESCRIPTION	DATE	CHANGER
A				08-06-13	

NOTES:

***Material**

Housing: LCP+50%GF, UL94 V-0 Rated, Color: Black
 Contact: Brass
 Plating: Au Plating On Contact Area;
 Sn(100u" Min.) Plating On Solder Tail;
 Ni(40u" Min.) Underplating Overall
 Harpoon: Brass;
 Plating: Sn(100u" Min.) Plating Overall;
 Ni(50u" Min.) Underplating Overall

***Mechanical**

Insertion Force: 45N Max.
 Withdrawal Force: 10N Min.
 Durability: 500 Cycles

***Electrical Specification**

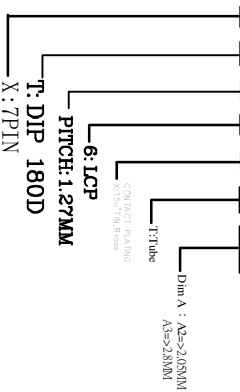
Current Rating: 1.5 Ampere Per Contact
 Contact Resistance: 30mΩ Max.
 Insulation Resistance: 1000MΩ Min.
 Dielectric Withstanding Voltage: 500V AC

***Environmental**

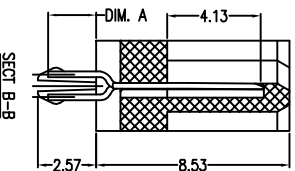
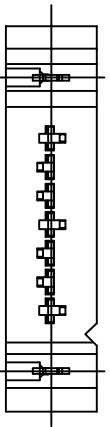
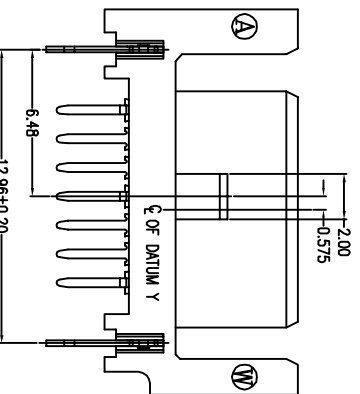
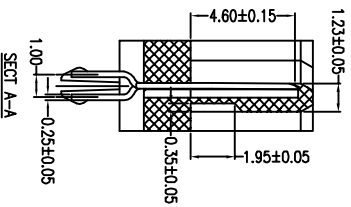
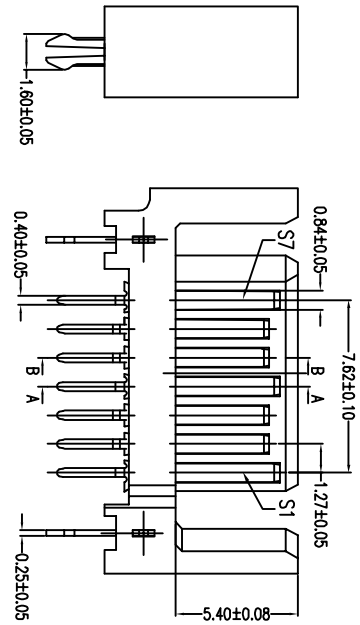
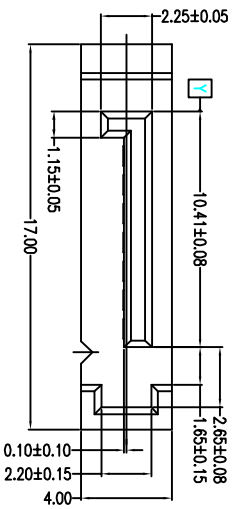
Operating Temperature: -55°C To +65°C

Ordering information

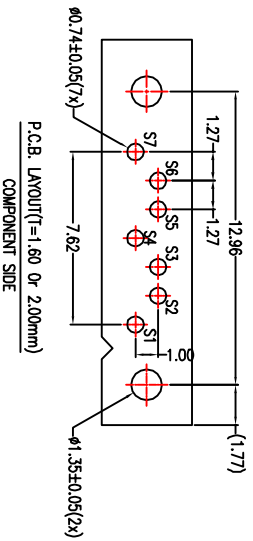
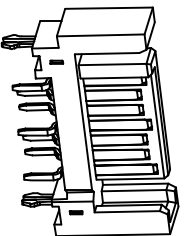
T-D S T 7 I F 6 X T-XX



PIN	SIGNAL NAME
S1	GND
S2	A+
S3	A-
S4	GND
S5	B-
S6	B+
S7	GND



Part Number	Dim A	Unit:mm
A2	2.05mm	
A3	2.80mm	



TOLERANCE UNSPECIFIED:

X.	+0.50
X.X	±0.25
X.XX	±0.15
X.XXX	±0.05
X.X"	±2"
X.X"	±1"

PROJECTION:



UNIT: mm [inch]

SCALE: 1:1 SIZE: A4

得升電子股份有限公司 DISNT MECHANICAL ELECTRONIC CO.,LTD		成品規格圖 PART NAME: SATA 7P Straight DIP A Type Male (Double Arm)	
DRAWN BY: 何智权	DATE: 8-6-13	PART NO. T-DST7TF6XT-XX	
CHECKED BY: 杨熊	DATE: 8-6-13	MOLD NO.	
APPROVED BY: 陈宗渊	DATE: 8-6-13	DRAW NO. T-DST7TF6XT-XX	
		SHEET	1 OF 1